


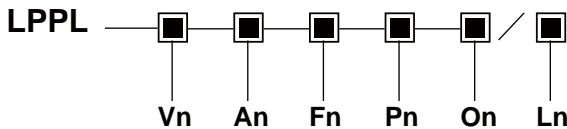
PHASE ANGLE TRANSDUCER

LPPL



- ⊙ Able to measure 1 phase and 3 phase related system for a transducer
- ⊙ 0.2% ro accuracy
- ⊙ Excellent long term stability
- ⊙ Outstanding over capability and temperature performance
- ⊙ Wide selection of input / output ranges
- ⊙ Meets ANSI C37.90 (1989) and BEAMA No. 219 tests
- ⊙ High magnetic field immunity

Order form



Example : LPPL-V1-A2-F2-P1-O3/L1

Input & Output parameters

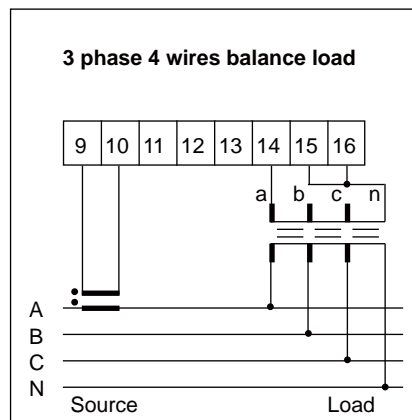
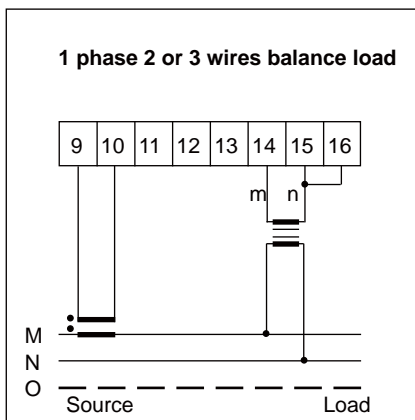
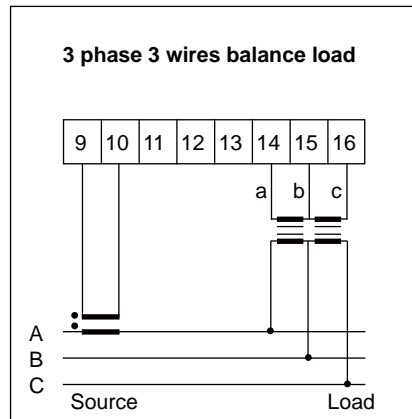
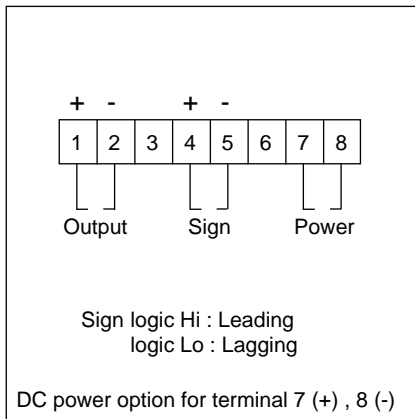
Vn : Voltage input	Vn rating range	V1 120 V	V2 240 V	V3 480 V	Vy Specified	On : Output		
		0 - 150 V	0 - 300 V	0 - 600 V		O1 0 - 1 mA	O2 0 - 20 mA	O3 4 - 20 mA
An : Current input	An rating range	A1 1 A	A2 5A	A3 10A	Ay Specified	O4 0 - 1 V	O5 0 - 5 V	O6 0 - 10 V
		0 - 1.5 A	0 - 7.5 A	0 - 15 A		O7 2 - 10 V	Oy Specified	
Fn : Frequency input	Fn rating range	F1 50 Hz 48 - 52 Hz	F2 60 Hz 58 - 62 Hz		Fy Specified			
Ln : Phase angle	Ln rating	L1 ±30°	L2 ±60°	L3 ±90°	L4 ±180°	L5 0 - 360°		
Pn : Auxiliary power	Pn rating range	P1 AC 120 V 120 V ± 15%	P2 AC 240 V 240 V ± 15%	P3 Internal power (120V or 240V)				

Py : DC125 V ± 15% or other range under specified

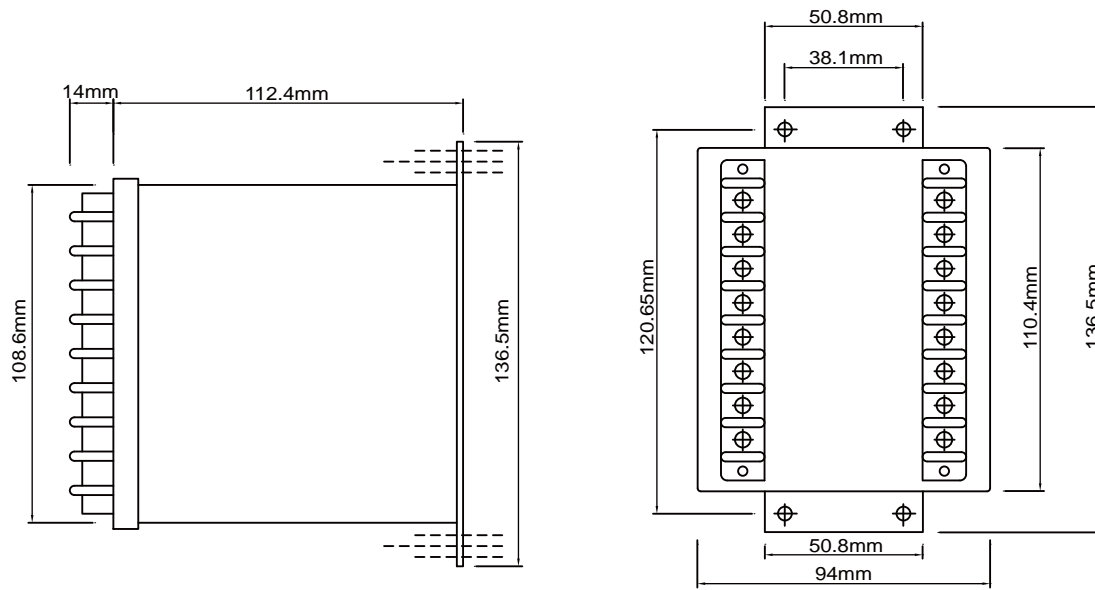
Specification

Accuracy (23±3°C)	0.2% RO + 0.3°		
Maximum output load	DC current mode : maximum 10V drop DC voltage mode : maximum 5mA drive		
Dielectric strength	AC 2KV 1 minute between terminals; AC 2.6KV 1 minute / terminals to case		
Surge and impulse test	ANSI C37.90 / 1989, IEC 255-3 (1989) 4KV 1.2 x 50us		
Maximum input over	Current related input	Voltage related input	
	1A / 5A	10A	
	4 x rated / continuous	2 x rated / continuous	1.5 x rated / continuous
	10 x rated / 10 seconds	25 x rated / 1 second	2 x rated / 10 seconds
	50 x rated / 1 second	50 x rated / 0.5 second	
	80 x rated / 0.5 second		
Input burden	Current less 0.2 VA; voltage less 0.1 VA		
Response time & ripple	≤ 400 ms for step change 0-99% ripple less 0.5% ro peak to peak		
Frequency	Named frequency ± 2 Hz		
Waveform	Sinusoidal		
Stability	Temperature range (20 to 26°C)	long term stability / year	
	Maximum 70 ppm / °C	less 0.2% draft / year typically	
Storage condition	Temperature range -25 to 70°C, RH 20 to 95% non condensed		
Operating condition	Temperature range -20 to 65°C, RH 0 to 99% non condensed		
Magnetic field effect	< 0.01% under 100 ampere turns at 1M center		
Power dissipation	< 3.5 VA		

Terminal Connection



Dimension



HSIANG CHENG ELECTRIC CORP.

4F., No.11, Ln. 235, Baoqiao Rd., Xindian Dist., New Taipei City 231, Taiwan

TEL : 886-2-2917-5865~9

E-mail : expo.sales@hc.com.tw

FAX : 886-2-2917-3946

<http://www.hc.com.tw>